



Micro Commercial Components Corp.

Products End of Life Notification

Issue date: Oct-20th-2008

Last Buy Date :Dec-31th-2008

Description and Purpose:

MCC has undergone a review of its core business and products , and determined to discontinue below products:

Discontinued Devices	Possible Replacements
BR805DL	2KBP005
BR81DL	2KBP01
BR82DL	2KBP02
BR84DL	2KBP04
BR86DL	2KBP06
BR88DL	2KBP08
BR810DL	2KBP10



Micro Commercial Components
 20736 Marilla Street Chatsworth
 CA 91311
 Phone: (818) 701-4933
 Fax: (818) 701-4939

**BR805DL
 THRU
 BR810DL**

Features

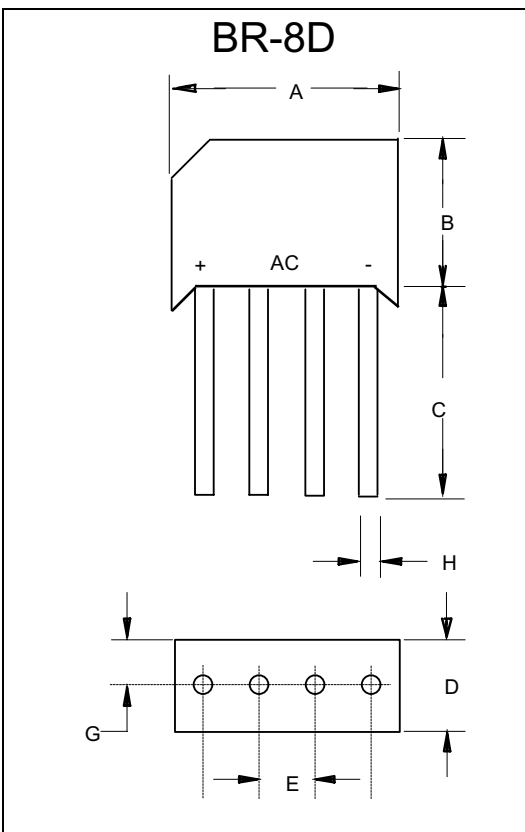
- Any Mounting Position
- Surge Rating Of 50 Amps
- Low Forward Voltage Drop
- UL Recognized File # E165989
- Case Material: Molded Plastic. UL Flammability Classification Rating 94V-0 and MSL Rating 1

**2 Amp Single Phase
 Bridge Rectifier
 50 to 1000 Volts**

Maximum Ratings

- Operating Junction Temperature: -55°C to +125°C
- Storage Temperature: -55°C to +150°C

MCC Catalog Number	Device Marking	Maximum Recurrent Peak Reverse Voltage	Maximum RMS Voltage	Maximum DC Blocking Voltage
BR805DL	BR805DL	50V	35V	50V
BR81DL	BR81DL	100V	70V	100V
BR82DL	BR82DL	200V	140V	200V
BR84DL	BR84DL	400V	280V	400V
BR86DL	BR86DL	600V	420V	600V
BR88DL	BR88DL	800V	560V	800V
BR810DL	BR810DL	1000V	700V	1000V



Electrical Characteristics @ 25°C Unless Otherwise Specified

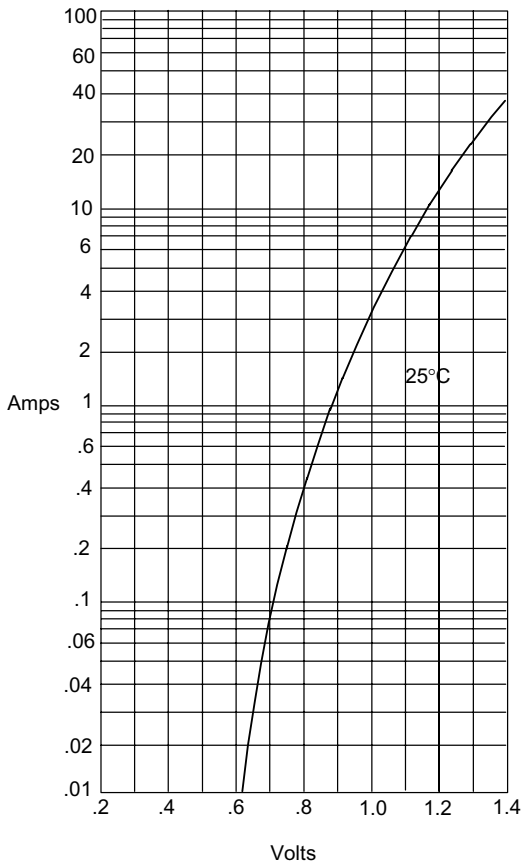
Average Forward Current	$I_{F(AV)}$	2.0A	$T_C = 25^\circ C$
Peak Forward Surge Current	I_{FSM}	50A	8.3ms, half sine
Maximum Forward Voltage Drop Per Element	V_F	1.1V	$I_{FM} = 1.0A$ per element; $T_A = 25^\circ C^*$
Maximum DC Reverse Current At Rated DC Blocking Voltage	I_R	10 μ A 1.0mA	$T_J = 25^\circ C$ $T_J = 100^\circ C$

DIM	INCHES		MM		NOTE
	MIN	MAX	MIN	MAX	
A	---	.708	---	18.00	
B	.511	.591	13.00	15.00	
C	.750	---	19.00	---	
D	.236	.276	6.00	7.00	
E	.140	.160	3.60	4.10	
G	.125(TYP)		3.20(TYP)		
H	.030	.032	0.76	0.81	∅

*Pulse test: Pulse width 300 μ sec, Duty cycle 1%
 Notes: 1. High Temperature Solder Exemption Applied, see EU Directive Annex 7.

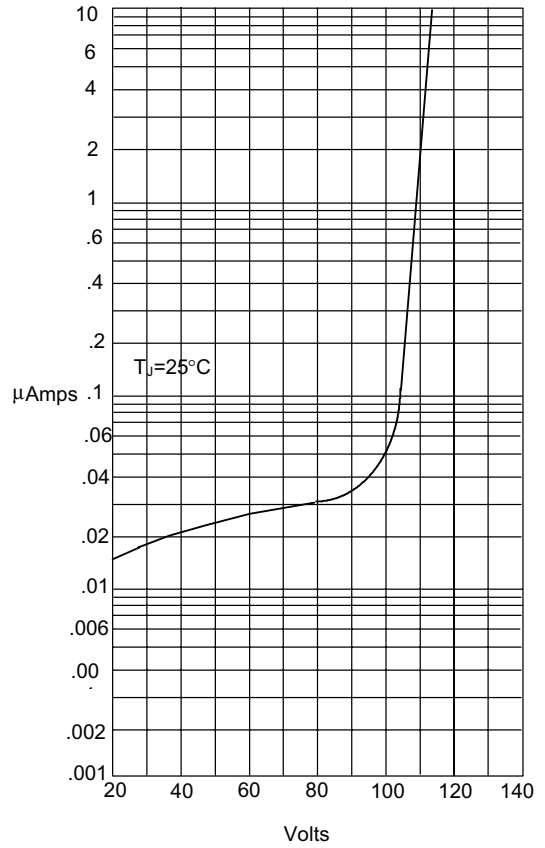
BR805DL thru BR810DL

Figure 1
Typical Forward Characteristics



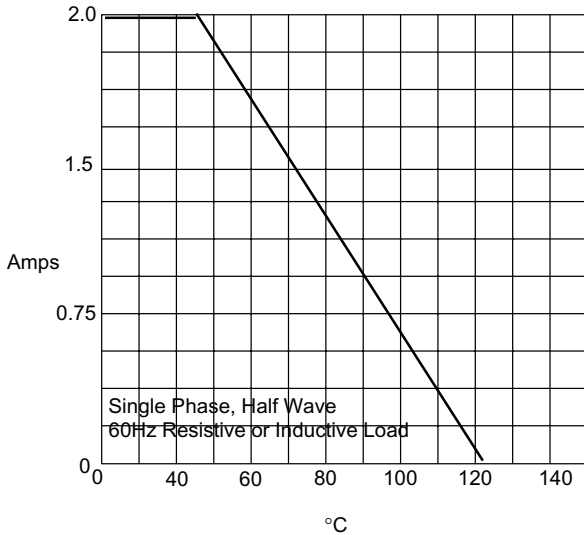
Instantaneous Forward Current - Amperes *versus*
Instantaneous Forward Voltage - Volts

Figure 2
Typical Reverse Characteristics



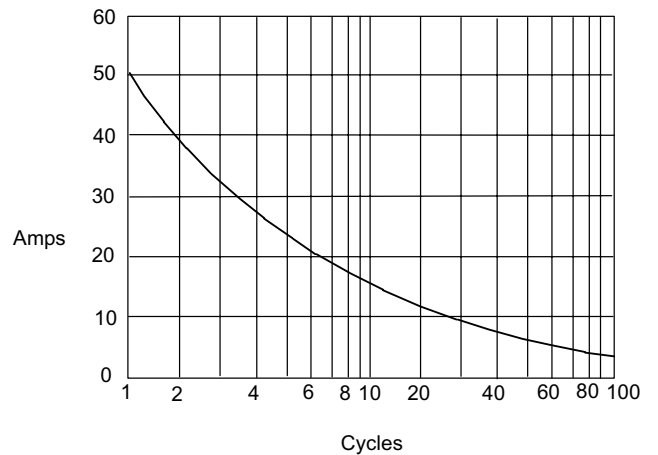
Instantaneous Reverse Leakage Current - MicroAmperes *versus*
Percent Of Rated Peak Reverse Voltage - Volts

Figure 3
Forward Derating Curve



Average Forward Rectified Current - Amperes *versus*
Ambient Temperature - °C

Figure 4
Maximum Non-Repetitive Forward Surge Current



Peak Forward Surge Current - Amperes *versus*
Number Of Cycles At 60Hz - Cycles



Micro Commercial Components

Ordering Information

Device (Part Number)-BP	Packing Bulk;500pcs/Box
----------------------------	----------------------------

*****IMPORTANT NOTICE*****

Micro Commercial Components Corp. reserves the right to make changes without further notice to any product herein to make corrections, modifications, enhancements, improvements, or other changes. *Micro Commercial Components Corp.* does not assume any liability arising out of the application or use of any product described herein; neither does it convey any license under its patent rights, nor the rights of others. The user of products in such applications shall assume all risks of such use and will agree to hold *Micro Commercial Components Corp.* and all the companies whose products are represented on our website, harmless against all damages.

*****APPLICATIONS DISCLAIMER*****

Products offer by *Micro Commercial Components Corp.* are not intended for use in Medical, Aerospace or Military Applications.